

When ordering Spares, please quote Part Number and Machine Number (see page 30)

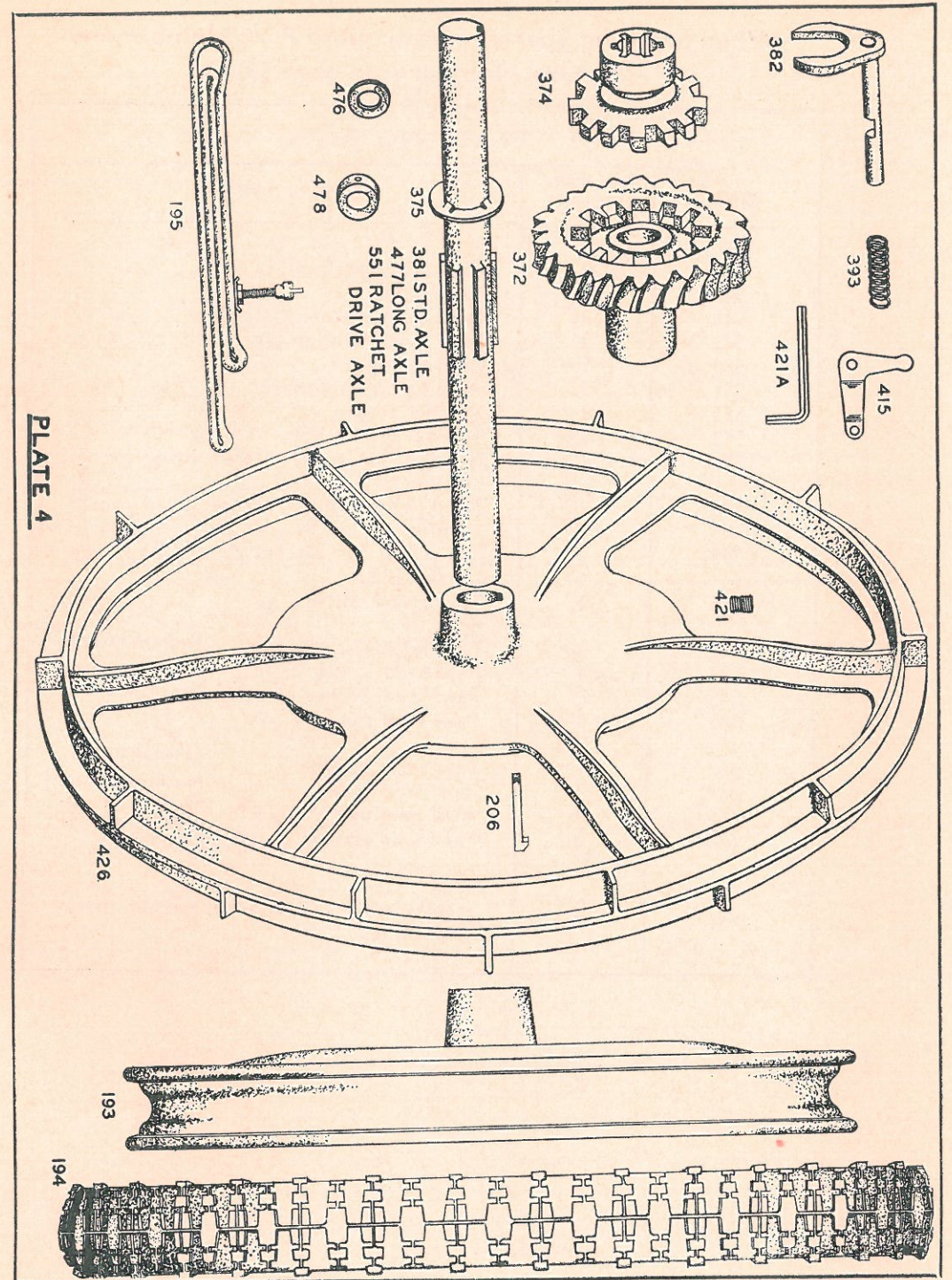
PLATE NO. 4

PART No.	No. PER MACHINE	DESCRIPTION
193	2	Road wheel (key fitting)
194	2	Outer cover
195	2	Inner tube
206	2	Key for road wheel No. 193
372	1	Worm wheel
374	1	Driven dog
375	2	Tab washer for axle
381	1	Axle (for key fitting wheels)
382	1	Bridle
393	1	Spring for bridle
415	1	Bell crank
421	4	Set screw for road wheel (key fitting)
426	1	Road wheel (cast iron tread)
476	2	Felt washer for axle (key fitting)
477	1	Long axle 3 ft.
478	4	Collar for long axle
551	1	Axle for ratchet drive

TOOL KIT

The following tools are supplied with a new machine and, except where otherwise listed, are shown on Plate No. 1.

PART No.	No. PER MACHINE	DESCRIPTION
452	1	Lifter for rocker spring
E.3815	1	Tubular box spanner
E.3816	1	Tubular box spanner tommy bar
M.1665	1	Screw driver and gauge magneto point
D.2497	1	Sparking plug spanner
62	1	Oil can
421A	1	Wrench for set screw (shown on Plate No. 4)
348	1	$\frac{1}{4}$ " x $\frac{5}{16}$ " spanner
349	1	$\frac{3}{8}$ " x $\frac{7}{16}$ " spanner
596	1	$\frac{3}{16}$ " x $\frac{1}{8}$ " spanner (not shown)
94	1	Starting cord
94A	1	Handle for starting cord
453	1	Reaper file



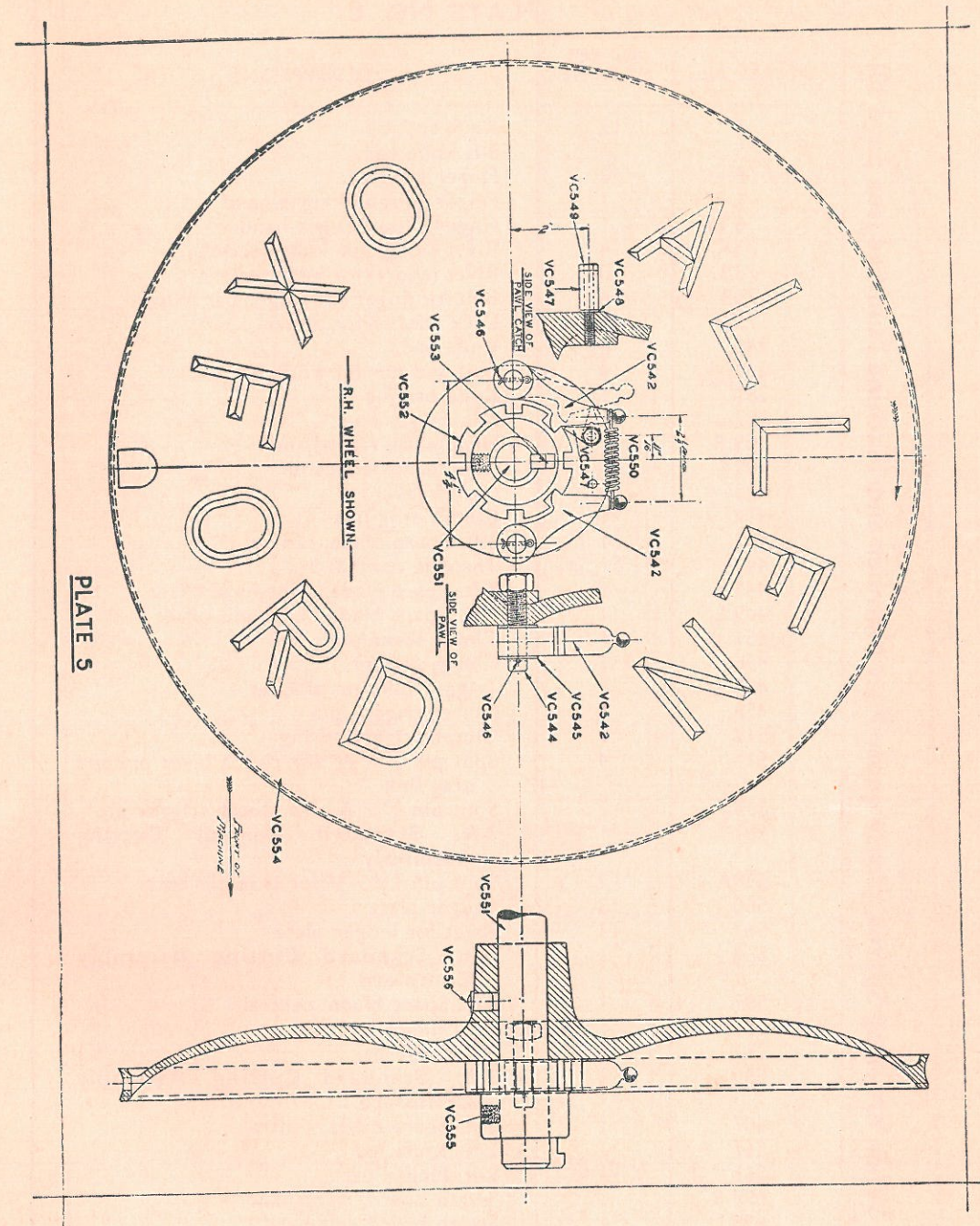
When ordering Spares, please quote Part Number and Machine Number (see page 30)

PLATE NO. 5

PART No.	No. PER MACHINE	DESCRIPTION
546	4	Pawl stud split pin $1" \times \frac{1}{8}"$
547	2	Pawl catch
548	2	Pawl catch washer
549	2	Pawl catch fulcrum pin
550	2	Pawl spring
551	1	Axle for ratchet drive
552	2	Ratchet centre
553	2	Ratchet centre key
554	2	Road wheel only, ratchet drive for $\frac{1}{2}"$ studs
676	2	Road wheel only, ratchet drive for $\frac{5}{8}"$ studs
555	2	Set screw for ratchet centre and long axle collar
556	2	Springwell oil-cup
542	4	Pawl with $\frac{1}{2}"$ hole
544	4	Pawl stud $\frac{1}{2}"$ dia.
545	8	Pawl stud washer $\frac{1}{2}"$ hole
685	4	Pawl stud nut $\frac{1}{2}"$ B.S.F.
667	4	Pawl with $\frac{5}{8}"$ hole
668	4	Pawl stud $\frac{5}{8}"$ dia.
669	4	Pawl stud nut $\frac{5}{8}"$ B.S.F.
670	8	Pawl stud washer $\frac{5}{8}"$ hole
677	2	Steel washer for axle on ratchet drive machines

IMPORTANT
Machines up to No. 44,235 use $\frac{1}{2}"$ pawls

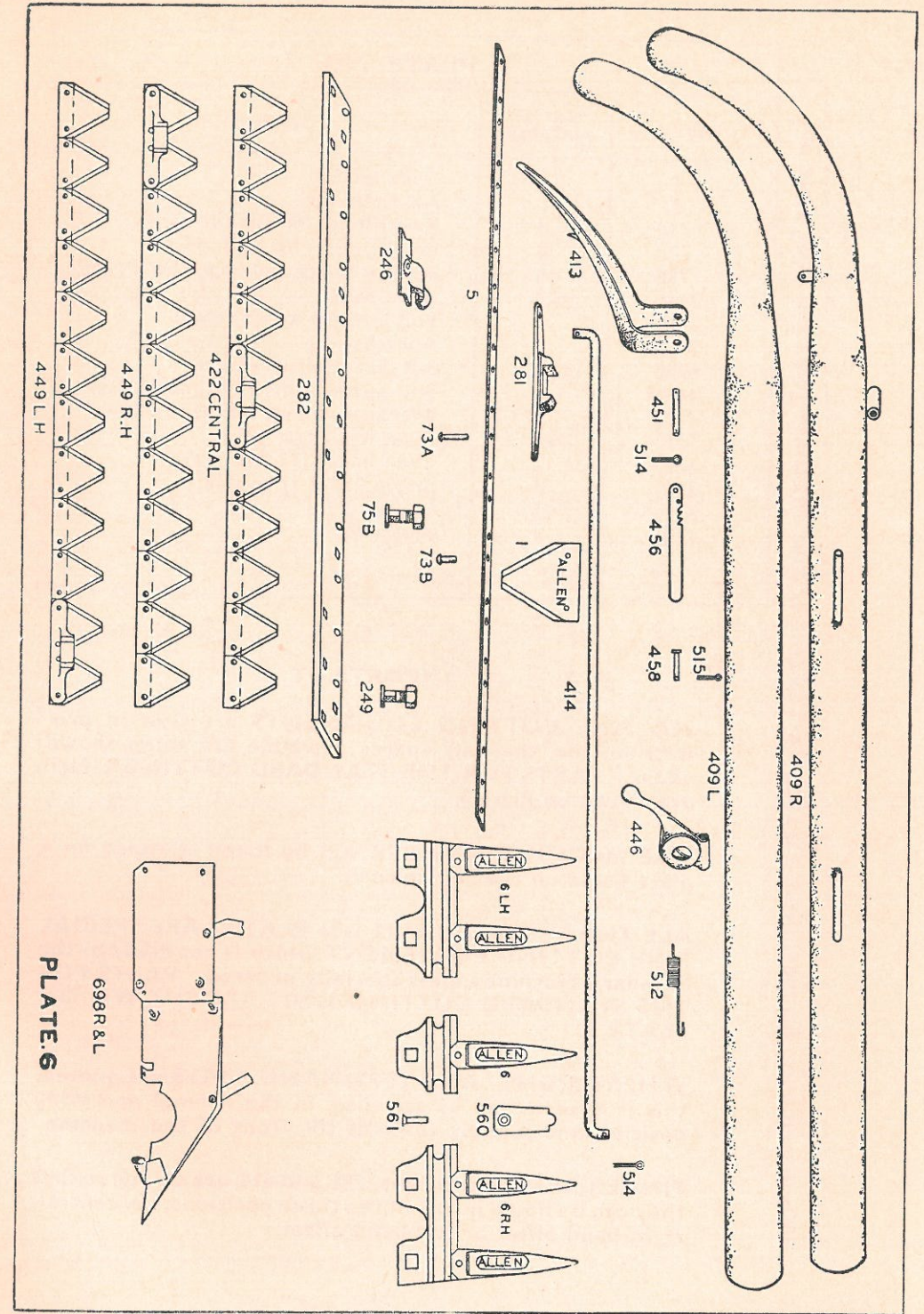
IMPORTANT
Machine No. 44,236 and upwards use $\frac{5}{8}"$ pawls



When ordering Spares, please quote Part Number and Machine Number (see page 30)

PLATE NO. 6

PART No.	No. PER MACHINE	DESCRIPTION
1	12	Knife section
5	1	3-ft knife bar
6	9	Finger (single)
6 RH	1	Finger (double) right-hand
6 LH	1	Finger (double) left-hand
73A	4	Rivet (long) for knife section
73B	20	Rivet (short) for knife section
75B	16	Bolt for finger and finger bar fixing
75D	3	Lock washer for above
246	4	Knife pad
249	4	Bolt and nut for knife pad
281	1	Knife bar lug
282	1	3-ft. Finger bar
409 R	1	Handlebar, right-hand
409 L	1	Handlebar, left-hand
413	1	Clutch lever
414	1	Clutch drag link
422	1	3-ft. Spare blade, central
446	1	Throttle control
449 R	1	3-ft. Spare blade, right-hand offset
449 L	1	3-ft. Spare blade, left-hand offset
451	1	Clutch lever pin
456	1	Clutch trigger
457	1	Trigger fulcrum bracket
458	1	Clutch trigger pin
512	1	Clutch trigger spring
514	4	Split pin $\frac{3}{4} \times \frac{3}{32}$ for clutch lever pin and drag link
515	1	Split pin $\frac{3}{4} \times \frac{1}{16}$ for clutch trigger pin
501	1	3-ft. Standard Central Cutting Assembly
559A	2	Split pin $1\frac{1}{4} \times \frac{1}{8}$ for throttle boss
560	13	Ledger plate
561	13	Rivet for ledger plate
564	1	4-ft. Standard Cutting Assembly Complete
597	1	4-ft. Spare blade, central
361	1	4-ft. Finger bar
362	1	4-ft. Knife bar
569	1	2-ft. Standard Cutting Assembly Complete
607	1	2-ft. Spare blade, central
567	1	2-ft. Knife bar
568	1	2-ft. Finger bar
698 R	1	Swath board, right-hand
698 L	1	Swath board, left-hand



When ordering Spares, please quote Part Number and Machine Number (see page 30)

PLATE NO. 7

PART No.	No. PER MACHINE	DESCRIPTION
1	12	Knife section
5	1	3-ft Knife bar
73A	4	Rivet (long) for knife section
73B	20	Rivet (short) for knife section
75B	16	Bolt for finger and finger bar fixing
246	4	Knife pad
249	4	Bolt and nut for knife pad
281	1	Knife bar lug
422	1	3-ft. Spare blade, central
449 R	1	3-ft. Spare blade, right-hand offset
449 L	1	3-ft. Spare blade, left-hand offset
561	25	Rivet for ledger plate
609	12	Twin finger (12 to a set)
610	1	Single finger (1 to a set)
611	25	Ledger plate
614	1	Finger bar

IMPORTANT

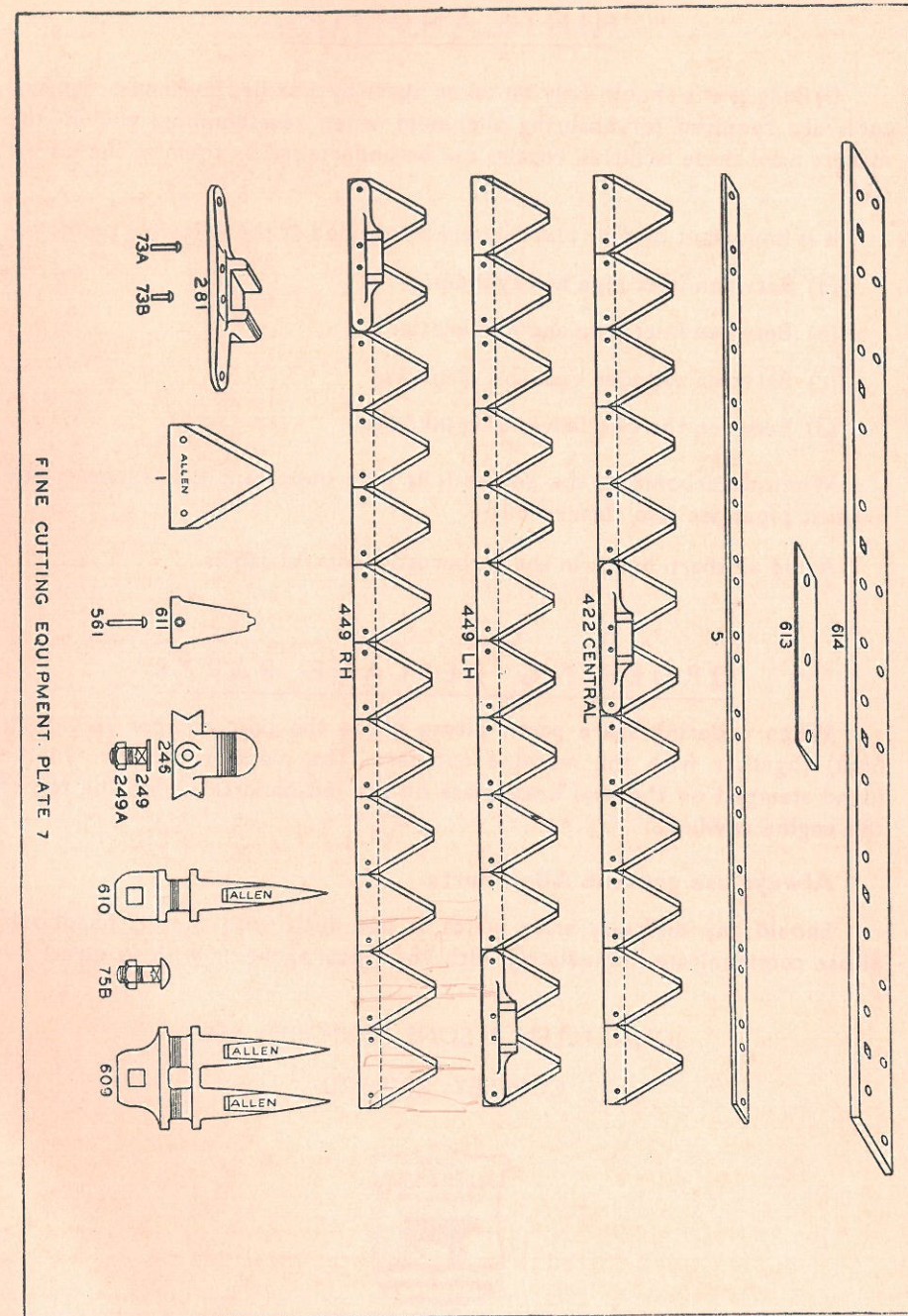
NO FINE CUTTING EQUIPMENTS are now in production and the only spares available are those shown above. **PARTS FOR THE STANDARD CUTTING UNIT** are shown on Plate 6.

THE MACHINE NUMBER will be found stamped on a plate fitted on the engine cowl.

ALL THE PARTS SHOWN ON PLATE 7 ARE SPECIAL FINE CUTTING EQUIPMENT which is not fitted to the Standard Machine unless specially ordered. **PARTS FOR THE STANDARD CUTTING UNIT ARE SHOWN ON PLATE 6.**

WHERE RIGHT- AND LEFT-HAND PARTS are quoted, this is determined by standing in the normal operating position and looking towards the front of the machine.

FINGER BARS, Parts Nos. 282 and 614, are drilled so that they can be fitted in any of the three positions, i.e. central, right-hand offset or left-hand offset.



THIS ENVELOPE
contains the
Instruction Book
and
Warranty Form
for YOUR

Allen

MOTOR
SCYTHER

H. STROKE